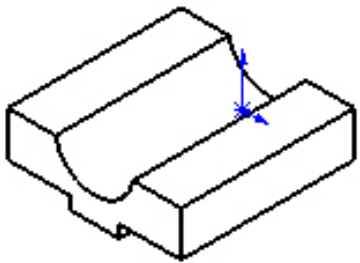
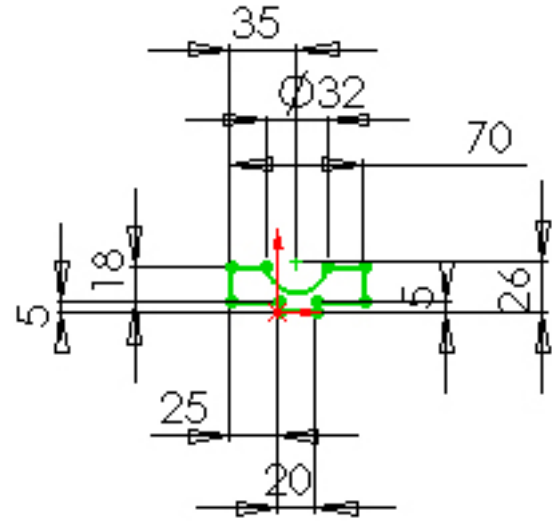
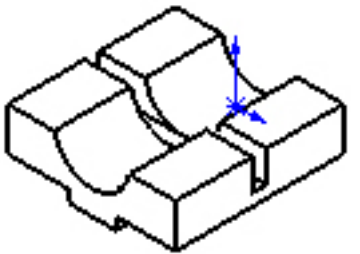
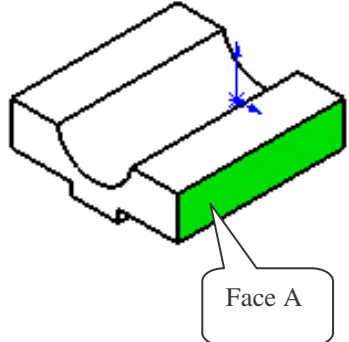
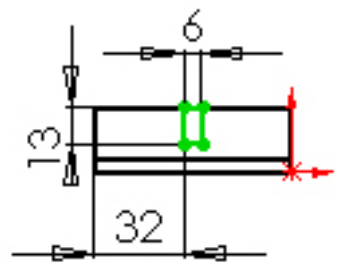
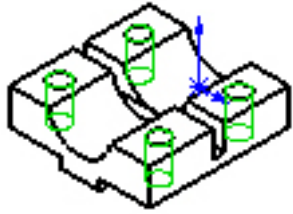
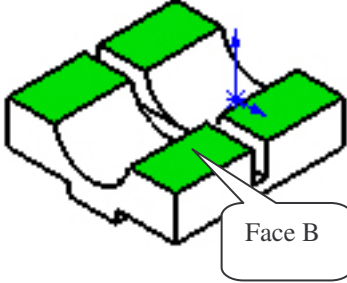
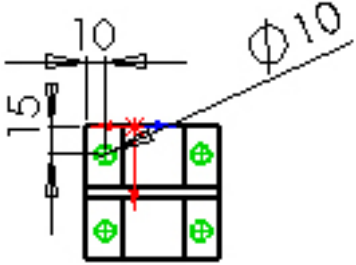
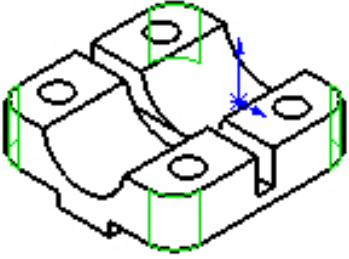
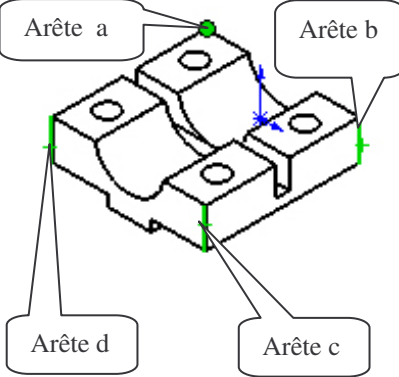


# TABLEAU DE DECOMPOSITION VOLUMIQUE DE L'ELEMENT DE RACCORD

Nom du volume	Dessin du volume en perspective	Plan, face ou arête à sélectionner	Esquisse cotée	Fonction utilisée
Vol. 1		Plan de face		Extrusion : - borgne - distance : 70 mm
Vol. 2				Enlèvement de matière par extrusion : - à travers tout

Vol. 3				<p>Enlèvement de matière par extrusion :</p> <ul style="list-style-type: none"> <li>- à travers tout</li> </ul>
Vol. 4				<p>Congé :</p> <ul style="list-style-type: none"> <li>- sélections : les 4 arêtes</li> <li>- rayon : 10 mm</li> </ul>