
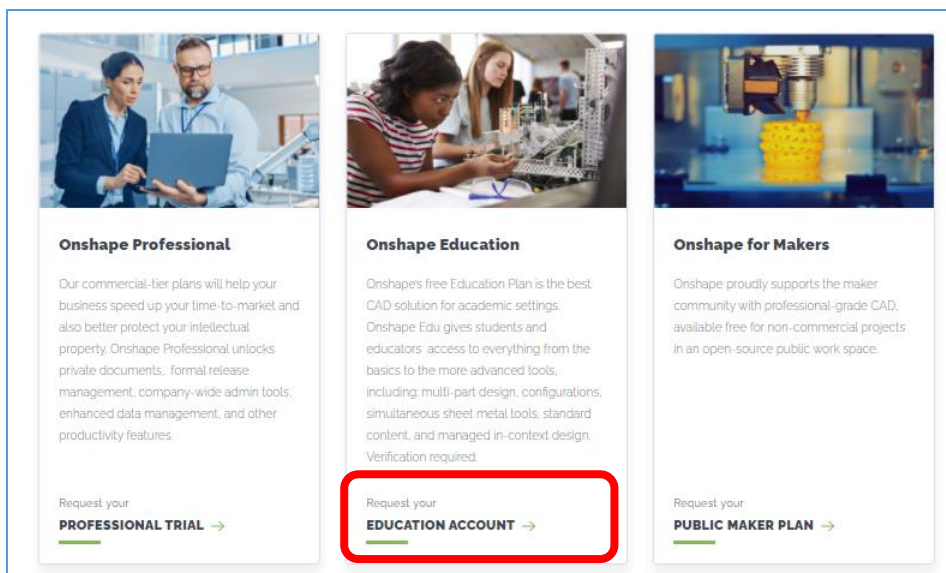


1. Vous devez vous créer un compte à l'adresse suivante
<https://cad.onshape.com/signin>
2. Cliquer sur « **Sign up** »






The image shows the Onshape sign-in/sign-up page. At the top is the Onshape logo. Below it are two input fields: one for 'Email' and one for 'Password'. There is a blue 'Sign in' button and a link for 'Forgot your password?'. At the bottom, there are links for 'Onshape Terms & Privacy Policy', 'Don't have an account?', and 'Sign up'. The 'Sign up' link is highlighted with a red box.

3. Cliquer sur « **Educational Account** » :



The image shows the Onshape account selection page. It features three columns, each with an image, a title, a description, and a button to request the account. The 'Onshape Education' button is highlighted with a red box.

Onshape Professional	Onshape Education	Onshape for Makers
		
<p>Our commercial-tier plans will help your business speed up your time-to-market and also better protect your intellectual property. Onshape Professional unlocks private documents, formal release management, company-wide admin tools, enhanced data management, and other productivity features.</p>	<p>Onshape's free Education Plan is the best CAD solution for academic settings. Onshape Edu gives students and educators access to everything from the basics to the more advanced tools, including multi-part design, configurations, simultaneous sheet metal tools, standard content, and managed in-context design. Verification required.</p>	<p>Onshape proudly supports the maker community with professional-grade CAD, available free for non-commercial projects in an open-source public work space.</p>
Request your PROFESSIONAL TRIAL →	Request your EDUCATION ACCOUNT →	Request your PUBLIC MAKER PLAN →

4. compléter le formulaire :

Get started with Onshape for Students & Educators

First Name *

Last Name *

Email *

Are you a student or educator? *

Student ▼

School level *

College or University ▼

* By checking this box, I agree to be contacted by Onshape in relation to Onshape's products and services which may be of interest to me and I acknowledge that I can withdraw my consent at any time, as outlined in Onshape's Privacy Policy.

CREATE EDU ACCOUNT

Attention : veuillez à indiquer une adresse mail valide car un mail d'activation de votre compte vous sera envoyé à cette adresse.



Step 2

Tell us about how you plan to use Onshape

*	Lycée Jules Ferry	✓
*	http://www.lycee-ferry-versailles.fr/spe-si/	✓
*	Versailles	✓
*	78000	✓
*	France	▼
*	2022	▼
*	123-456-7890	✓
*	Product Design	▼
*	<u>education</u>	✓


- I am age 13 or older or an IT Administrator acting on behalf of a Qualified Educational Institution, an Educator, a Student, a team mentor in a qualified student competition, or I have parental responsibility for a Student or I have the consent from the person with parental responsibility.
- I agree to use this plan for classes, personal learning projects, school clubs/organizations, and academic research. I will not use this plan for government, commercial, or other organizational use.
- I agree to these terms as well as Onshape's [Terms of Use](#) and [Privacy Policy](#) and confirm that the above information is accurate and truthful.



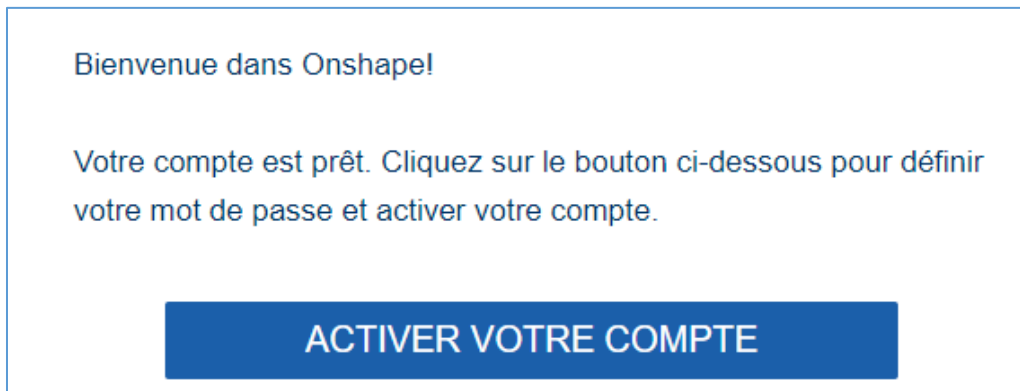
I'm not a robot



CREATE ACCOUNT



5. Cliquer sur le lien envoyé par mail pour activer votre compte.



6. Choisissez judicieusement votre mot de passe pour ne pas l'oublier.

