



US00D349127S

United States Patent [19]

[11] Patent Number: Des. 349,127

Nelson

[45] Date of Patent: \*\* Jul. 26, 1994

[54] PORTABLE, ELECTRONIC KEYBOARD MUSICAL INSTRUMENT

[75] Inventor: Prince R. Nelson, Chanhassen, Minn.

[73] Assignee: Prince Rogers Nelson, Chanhassen, Minn.

[\*\*] Term: 14 Years

[21] Appl. No.: 821,470

[22] Filed: Jan. 16, 1992

[52] U.S. Cl. .... D17/1

[58] Field of Search ..... 84/423 R, 719, 723, 84/743, 744, 670, 718; D17/1, 2, 5, 7, 9

[56] References Cited

U.S. PATENT DOCUMENTS

D. 245,197	7/1977	Noury, Jr. ....	D17/1
D. 254,496	3/1980	Hill .....	D17/1
D. 278,066	3/1985	Garoogian .....	D17/1
D. 296,338	6/1988	Sgroi .....	D17/1
4,314,494	2/1982	de Vries .....	84/744
4,570,521	2/1986	Fox .....	84/670

OTHER PUBLICATIONS

The Music Trades, Dec. 1987, p. 122 (Yamaha's SHS-1 Keyboard).

Hong Kong Enterprise Oct. 1989, p. 229.

Primary Examiner—Bernard Ansher

Assistant Examiner—Adir Aronovich

Attorney, Agent, or Firm—Drucker & Sommers

[57] CLAIM

The ornamental design for portable electronic keyboard musical instrument, as shown and described.

DESCRIPTION

FIG. 1 is a front elevational view of a portable electronic keyboard musical instrument showing my new design;

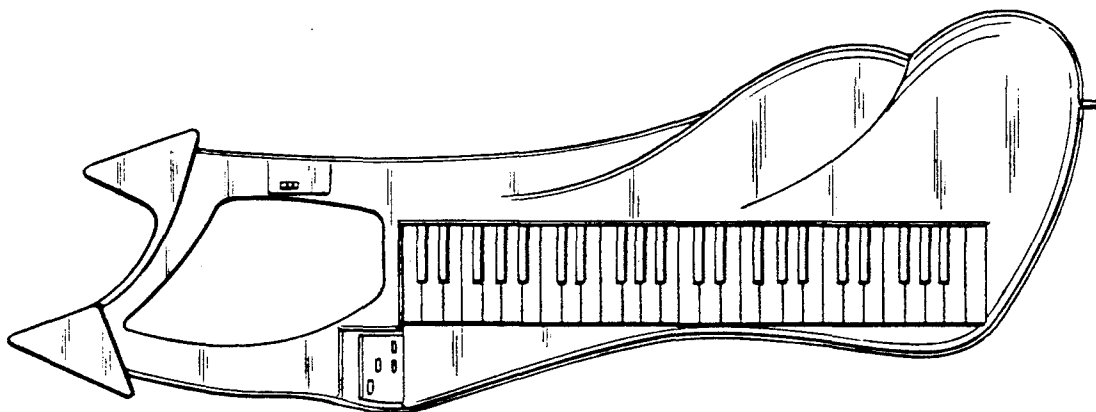
FIG. 2 is a top plan view thereof;

FIG. 3 is a bottom plan view thereof;

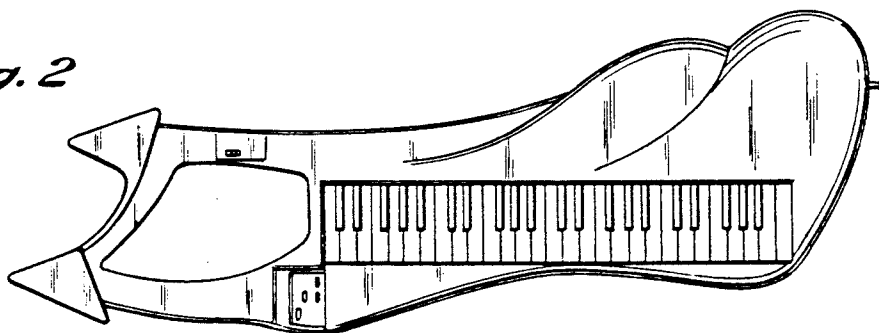
FIG. 4 is a rear view thereof;

FIG. 5 is a first end view of my new design, which is a left end view of FIG. 1; and,

FIG. 6 is a second end view of my new design, which is a right end view of FIG. 1.



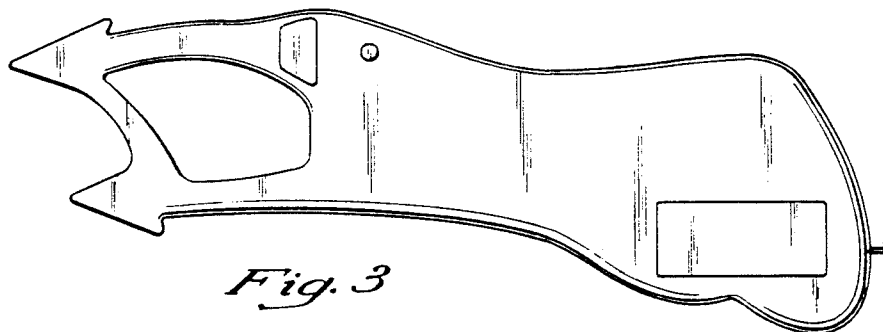
*Fig. 2*




*Fig. 1*



*Fig. 3*



*Fig. 4*



*Fig. 5*



*Fig. 6*

